

Scaled data based on original data using  
LM-79-08 Approved Method: Electrical and Photometric Measurements of Solid-  
State Lighting Products

Test Report Prepared for  
Cooper Lighting Solutions  
(formerly Eaton)

Brand: INVUE

Report Number: P140429

Luminaire Tested: **ECM-E02-LED-E1-5WQ-7030**

Issue Date: 03/03/2020

**Test Information**

Test Method: LM-79-08  
Report Number: P140429  
REPORT IS SCALED FROM IESNA LM-79-08 TEST DATA (P33687)  
Test Lab: INNOVATION CENTER-P3  
Issue Date: 03/03/2020  
Manufacturer: COOPER LIGHTING SOLUTIONS (FORMERLY EATON)  
Product Line: INVUE  
Catalog Number: ECM-E02-LED-E1-5WQ-7030  
Description: EPIC CLASSICAL MEDIUM DECORATIVE LED LUMINAIRE  
(2) LIGHTBARS WITH AccuLED OPTICS - TYPE 5 SQUARE WIDE  
Light Source: (42) 3000K CCT, 70 CRI LEDs  
Ballast/Driver: -

**Summary**

Lumens per Lamp: N/A  
Luminaire Lumens: 5457 lumens  
Efficiency: N/A  
Efficacy: 104.7 lumens/watt  
Luminous Opening: Rectangular (W 0.33' x L: 1' x H: 0')  
IES Classification: Type V - Short - Semi-Cutoff  
BUG Rating: B3 - U0 - G1

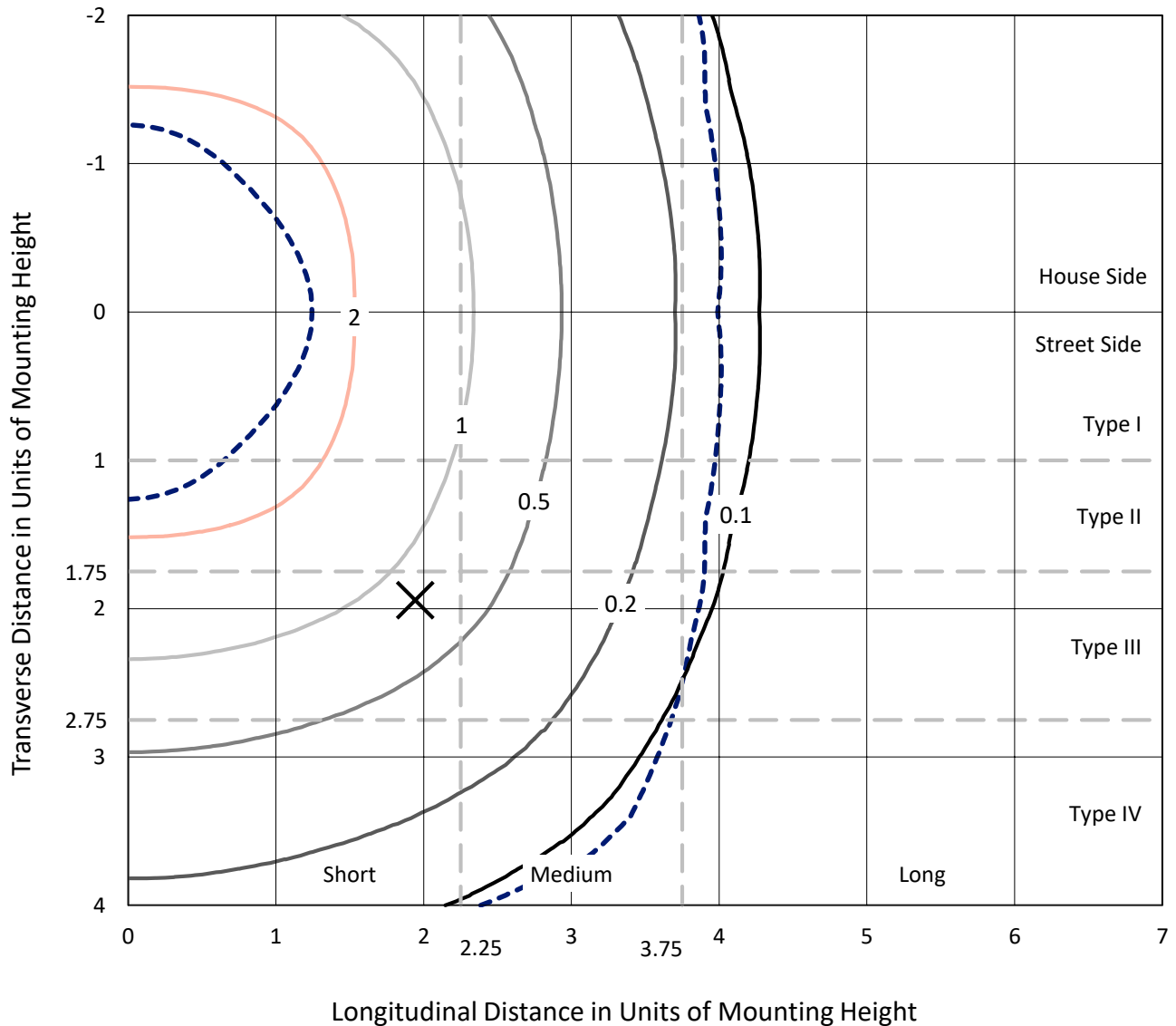
Input Watts (W): 52.1  
Input Voltage (V): NR  
Input Current (Ain): NR  
Voltage Rise (V): NR  
Power Factor: NR  
Total Harmonic Distortion (THDi): NR  
Frequency (hertz): 60  
Stabilization Time: NR  
Operation Time: NR  
Ambient Temperature (°C): NR  
Test Distance: 25 FT



REPORT NUMBER: P140429  
 CATALOG NUMBER: ECM-E02-LED-E1-5WQ-7030

### Iso-Footcandle Lines of Horizontal Illumination

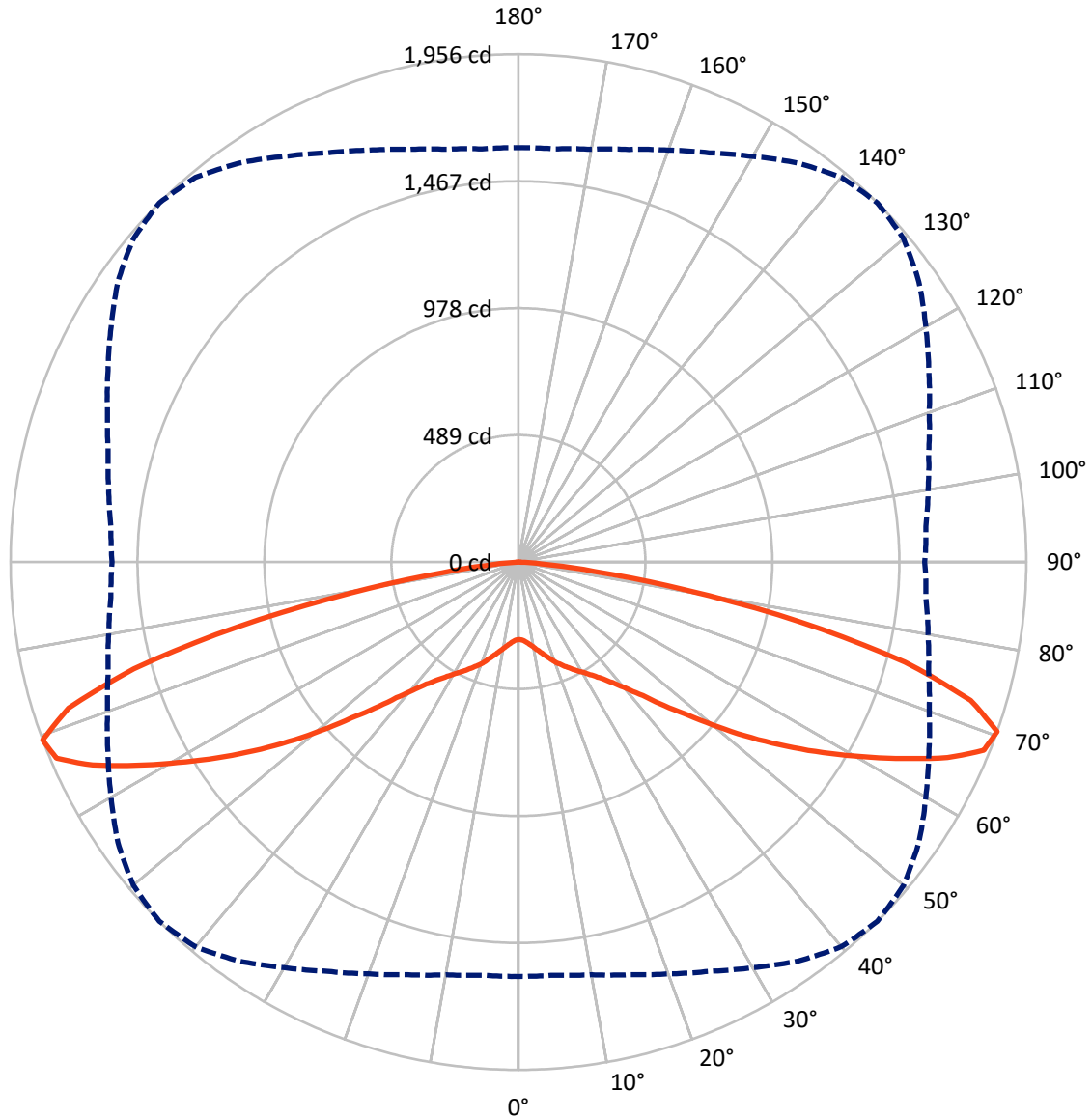
✕ Max cd  
 - - - 1/2 Max cd



Based on 10 foot mounting height. Maximum calculated value = 3.4 fc  
 Type V - Short - Semi-Cutoff

REPORT NUMBER: P140429  
CATALOG NUMBER: ECM-E02-LED-E1-5WQ-7030

### Luminous Intensity Polar Plot



— Vertical Plane Through 45-Deg Lateral    - - - Horizontal Cone Through 70-Deg Vertical

REPORT NUMBER: P140429

CATALOG NUMBER: ECM-E02-LED-E1-5WQ-7030

**FLUX DISTRIBUTION:**

		Downward	Upward	Total
<b>House Side</b>	Lumens	2728.5	0.0	2728.5
	% Fixture	50.0	0.0	50.0
<b>Street Side</b>	Lumens	2728.5	0.0	2728.5
	% Fixture	50.0	0.0	50.0
<b>Total</b>	Lumens	5457.0	0.0	5457.0
	% Fixture	100.0	0.0	100.0

**Coefficient of Utilization**

**ZONAL LUMENS:**

Zone	Lumens	% Fixture
0°-10°	30.3	0.6
10°-20°	105.7	1.9
20°-30°	207.6	3.8
30°-40°	343.5	6.3
40°-50°	601.4	11.0
50°-60°	1072.6	19.7
60°-70°	1656.0	30.3
70°-80°	1310.8	24.0
80°-90°	129.0	2.4
90°-100°	0.0	0.0
100°-110°	0.0	0.0
110°-120°	0.0	0.0
120°-130°	0.0	0.0
130°-140°	0.0	0.0
140°-150°	0.0	0.0
150°-160°	0.0	0.0
160°-170°	0.0	0.0
170°-180°	0.0	0.0
0°-90°	5457.0	100.0
0°-180°	5457.0	100.0



REPORT NUMBER: P140429

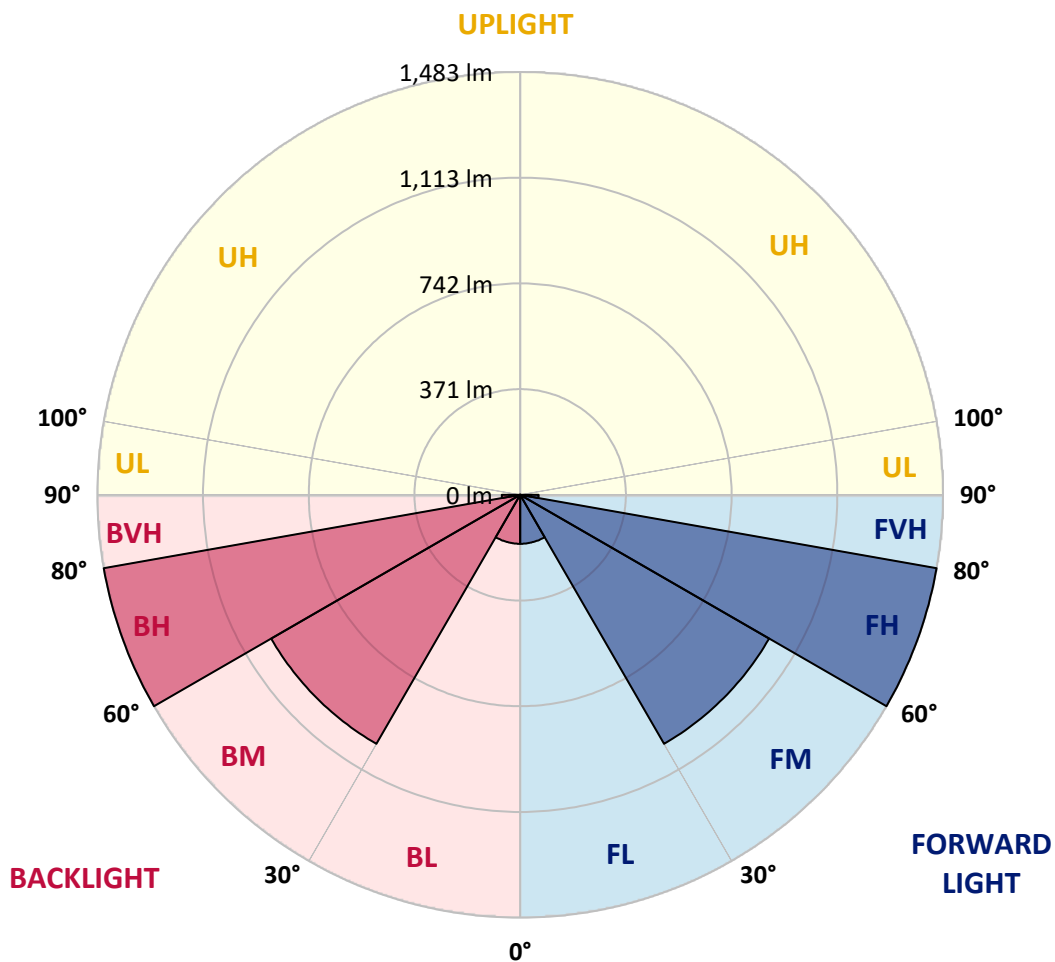
CATALOG NUMBER: ECM-E02-LED-E1-5WQ-7030

**LUMINAIRE CLASSIFICATION SYSTEM LUMEN TABLE AND BUG RATING:**

Zone		Lumens	% Fixture	Zone Rating/Lumen Limit		
				B	U	G
FL	(0°-30°)	171.8	3.1			
FM	(30°-60°)	1008.8	18.5			
FH	(60°-80°)	1483.4	27.2			G1/1800
FVH	(80°-90°)	64.5	1.2			G1/100
BL	(0°-30°)	171.8	3.1	B1/500		
BM	(30°-60°)	1008.8	18.5	B2/2500		
BH	(60°-80°)	1483.4	27.2	B3/2500		G1/1800
BVH	(80°-90°)	64.5	1.2			G1/100
UL	(90°-100°)	0.0	0.0		U0/0	
UH	(100°-180°)	0.0	0.0		U0/0	

**BUG Rating: B3-U0-G1**

Type V Short





REPORT NUMBER: P140429

CATALOG NUMBER: ECM-E02-LED-E1-5WQ-7030

**CANDELA DISTRIBUTION (FULL):**

	0°	5°	10°	15°	20°	25°	30°	35°	40°	45°	50°
0°	298.4	298.4	298.4	298.4	298.4	298.4	298.4	298.4	298.4	298.4	298.4
2.5°	302.0	302.0	301.4	301.4	301.4	301.4	300.8	300.8	301.4	300.8	300.8
5°	309.3	309.9	309.9	309.3	309.3	309.3	309.3	309.3	309.9	309.3	309.3
7.5°	320.3	320.9	320.9	320.3	320.3	320.3	320.3	320.3	320.9	320.9	319.7
10°	333.7	334.3	334.3	333.7	333.7	334.3	334.3	334.3	334.9	334.9	334.3
12.5°	349.5	350.1	350.7	350.1	350.7	350.7	351.3	351.9	351.9	351.9	350.7
15°	367.8	369.6	368.4	368.4	369.0	369.6	369.6	371.4	370.8	370.2	369.6
17.5°	389.1	388.5	388.5	389.1	389.7	389.1	389.7	391.5	390.9	390.3	389.7
20°	409.2	409.2	409.2	408.6	409.8	409.8	410.4	411.0	411.0	412.2	410.4
22.5°	428.7	428.7	428.1	428.1	429.3	429.3	430.5	431.7	431.7	431.7	430.5
25°	446.9	446.9	447.5	446.9	447.5	448.2	449.4	450.6	451.2	451.2	451.2
27.5°	463.4	465.2	464.6	465.2	466.4	467.6	468.9	470.7	471.9	472.5	470.7
30°	484.1	484.1	483.5	484.1	485.3	487.1	489.6	492.6	492.6	493.2	493.2
32.5°	506.0	506.6	505.4	506.6	508.4	510.9	513.3	515.7	517.0	519.4	518.8
35°	534.6	532.8	533.4	535.2	536.4	538.9	541.9	546.2	548.6	549.8	548.6
37.5°	567.5	566.9	568.1	568.1	572.4	574.8	580.3	583.9	585.8	588.8	587.6
40°	608.9	611.3	611.9	613.8	616.2	621.1	627.2	633.3	636.9	639.3	640.0
42.5°	664.9	666.1	663.7	670.4	677.1	680.1	687.4	696.0	701.5	703.3	703.9
45°	733.7	733.7	737.4	741.6	750.2	756.3	764.2	778.2	783.0	789.7	789.7
47.5°	815.9	818.4	818.4	828.1	834.8	847.0	862.2	873.8	884.1	881.1	891.4
50°	910.9	912.7	919.4	924.9	936.5	950.5	964.5	981.5	996.8	998.6	1000.4
52.5°	1010.2	1012.6	1018.1	1030.9	1044.9	1060.7	1086.3	1100.9	1115.5	1123.4	1122.2
55°	1124.0	1122.8	1131.9	1141.7	1162.4	1183.7	1205.0	1225.7	1240.9	1251.9	1251.3
57.5°	1243.4	1247.6	1258.0	1270.2	1287.8	1306.7	1332.3	1353.0	1377.9	1384.6	1374.9
60°	1382.2	1377.9	1388.3	1407.2	1423.0	1447.4	1469.9	1496.7	1514.3	1522.3	1519.2
62.5°	1524.1	1520.4	1528.3	1552.7	1571.6	1589.2	1620.3	1649.5	1664.1	1667.2	1661.7
65°	1628.2	1629.4	1642.2	1663.5	1693.4	1720.1	1754.9	1790.2	1813.3	1817.0	1804.8
67.5°	1652.6	1655.0	1672.6	1700.0	1737.2	1781.6	1833.4	1885.8	1925.3	1933.9	1916.2
70°	1596.5	1597.8	1614.8	1645.9	1688.5	1739.6	1804.2	1876.6	1934.5	1956.4	1936.9
72.5°	1481.5	1486.3	1500.3	1526.5	1560.0	1610.5	1672.6	1737.2	1794.4	1822.4	1822.4
75°	1273.8	1284.8	1291.5	1300.0	1329.2	1370.0	1420.6	1471.7	1522.3	1538.1	1493.6
77.5°	909.1	890.8	895.1	942.6	935.9	982.2	1038.2	1074.7	1119.8	1113.1	1049.1
80°	417.1	406.7	430.5	462.2	502.3	533.4	593.7	599.8	651.5	654.6	608.3
82.5°	83.4	87.7	104.7	129.1	160.7	195.5	227.1	253.9	289.2	295.9	274.6
85°	26.2	28.6	35.9	39.6	41.4	47.5	54.2	73.1	84.0	87.1	81.6
87.5°	5.5	8.5	14.0	15.8	16.4	15.8	15.8	15.2	12.2	9.7	11.6
90°	0.0	0.0	0.0	0.0	0.0	0.0	0.0	0.0	0.0	0.0	0.0



REPORT NUMBER: P140429

CATALOG NUMBER: ECM-E02-LED-E1-5WQ-7030

**CANDELA DISTRIBUTION (continued):**

	55°	60°	65°	70°	75°	80°	85°	90°
0°	298.4	298.4	298.4	298.4	298.4	298.4	298.4	298.4
2.5°	300.2	300.2	300.8	300.8	300.8	300.2	299.6	300.2
5°	308.7	308.7	308.7	308.7	307.5	307.5	306.9	306.9
7.5°	319.7	319.1	319.1	318.5	317.8	317.8	317.2	317.8
10°	334.3	333.1	332.5	331.9	331.2	331.2	330.6	330.0
12.5°	350.1	349.5	348.9	347.7	347.1	345.9	345.9	345.9
15°	368.4	367.8	367.2	365.3	365.3	363.5	364.1	364.1
17.5°	388.5	387.3	385.4	384.8	384.2	382.4	382.4	382.4
20°	409.2	406.7	405.5	404.3	404.3	402.5	401.9	401.9
22.5°	429.3	426.8	424.4	423.2	422.0	421.4	420.1	419.5
25°	449.4	446.9	444.5	442.7	440.2	439.0	437.8	437.8
27.5°	469.5	467.0	463.4	460.9	458.5	456.1	454.8	455.5
30°	490.2	487.7	484.1	481.0	478.0	475.6	474.3	473.7
32.5°	516.3	513.3	509.0	506.0	500.5	498.1	496.9	497.5
35°	546.8	542.5	539.5	534.6	530.4	527.3	525.5	525.5
37.5°	585.8	582.1	579.1	574.2	568.1	564.5	562.0	563.8
40°	636.3	633.3	627.2	619.9	615.0	611.9	609.5	610.1
42.5°	700.8	694.8	689.3	685.0	677.7	673.4	666.7	669.2
45°	782.4	775.7	770.3	763.6	756.9	748.3	745.9	741.0
47.5°	881.1	876.2	864.0	857.9	849.4	837.2	831.1	826.3
50°	990.1	980.9	972.4	957.2	947.4	933.4	928.0	926.1
52.5°	1113.1	1097.8	1083.8	1069.8	1050.4	1037.0	1026.0	1028.4
55°	1234.8	1217.2	1197.1	1181.9	1166.7	1150.2	1138.6	1131.9
57.5°	1363.3	1343.8	1322.5	1300.6	1287.8	1268.3	1261.0	1257.4
60°	1495.5	1477.8	1456.5	1436.4	1418.7	1396.2	1384.0	1379.2
62.5°	1641.6	1617.2	1591.7	1566.7	1547.2	1530.8	1518.0	1509.5
65°	1776.2	1742.7	1716.5	1684.8	1663.5	1639.8	1623.9	1620.9
67.5°	1876.6	1824.9	1779.2	1738.4	1705.5	1676.3	1656.2	1648.3
70°	1883.3	1812.1	1744.5	1684.2	1636.1	1602.6	1575.8	1565.5
72.5°	1753.0	1664.7	1573.4	1514.3	1463.2	1416.9	1398.0	1393.8
75°	1426.0	1352.4	1276.3	1209.3	1174.0	1150.8	1135.0	1111.9
77.5°	990.7	923.1	882.3	807.4	794.0	775.1	759.3	744.1
80°	554.7	495.6	450.0	403.1	374.5	358.6	342.2	333.1
82.5°	249.0	204.6	162.6	126.0	104.1	82.2	61.5	65.2
85°	62.1	52.4	40.2	33.5	30.4	28.0	22.5	20.1
87.5°	11.6	11.0	9.7	9.7	10.4	8.5	4.9	4.3
90°	0.0	0.0	0.0	0.0	0.0	0.0	0.0	0.0

(END OF REPORT)